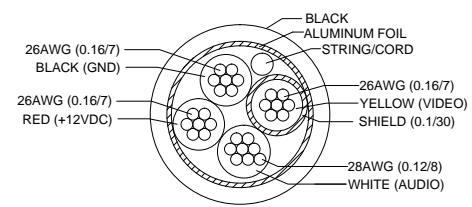
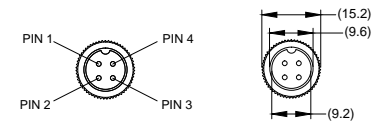


Revision Notes.				
R1 -				
APA: -	Drawn:-	Checked:-	Approved:-	Date: -

VIEW A-A
CABLE BUILDUP



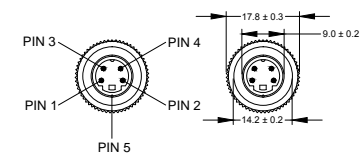
VIEW A



4 PIN FEMALE MATING FACE

PIN #	WIRE COLOUR	DESCRIPTION
1	RED	+12V
2	SHIELD	GND
3	WHITE	AUDIO
4	YELLOW	VIDEO

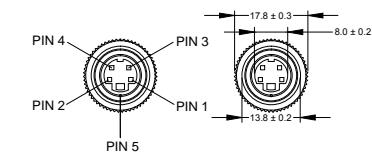
VIEW B



4 PIN MINI DIN MALE MATING FACE

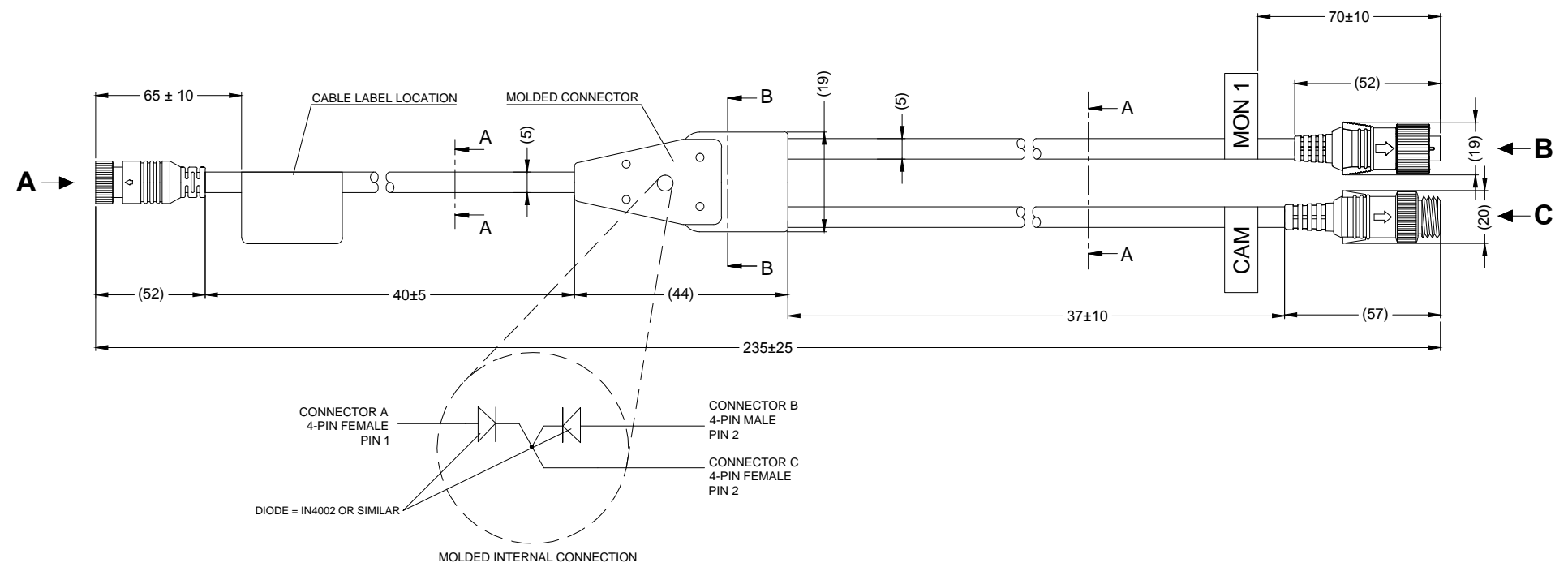
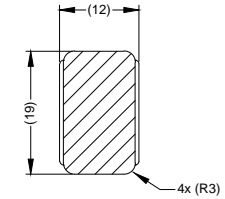
PIN #	WIRE COLOUR	DESCRIPTION
1	YELLOW	VIDEO
2	RED	+12V
3	BLACK	ADD. FUNCTION
4	WHITE	AUDIO
CASE	SHIELD	GND

VIEW C



4 PIN MINI DIN FEMALE MATING FACE

PIN #	WIRE COLOUR	DESCRIPTION
1	YELLOW	VIDEO
2	RED	+12V
3	BLACK	ADD. FUNCTION
4	WHITE	AUDIO
CASE	SHIELD	GND



- NOTES:**
- CABLE TO BE SUPPLIED IN A PRESS SEAL BAG.
 - FOR CABLE LABEL REFER TO LATEST REVISION OF DRAWING BE-001500-XX-11.
 - ANY CUSTOMER MODIFICATION OF THIS PRODUCT CAUSING SUBSEQUENT FAILURE IS NOT A LIABILITY OF BRIGADE ELECTRONICS PLC
 - CABLES SHOULD BE ONE CONTINUOUS LENGTH FROM CONNECTOR TO BLOCK.
 - FOR MANUFACTURING CONTROLS PLEASE REFER TO ASSEMBLY PLANT DRAWING: 48-7#

PROPRIETARY NOTICE
THIS DESIGN AND TECHNICAL INFORMATION APPEARING ON THIS DRAWING IS THE PROPERTY OF BRIGADE ELECTRONICS, AND IS DISCLOSED IN CONFIDENCE. IT IS NOT TO BE COPIED, REPRODUCED, REVEALED TO OR EXPROPRIATED BY OTHERS, EITHER IN WHOLE OR IN PART WITHOUT THE EXPRESS WRITTEN CONSENT OF BRIGADE ELECTRONICS.



Assembly Pl Approval Yi Ling Zhang 06/06/15		Approved by RELEASED		Checked by R.BATES		Drawn by P.MISSEN	
Angle of Projection Third Angle		Units mm	Scale N/A	Released 26/06/15	Assembly Ref 48-7#		
Status RELEASED		AC-307					
Part No 4905		BE-003130-00-15					